





### Colour Legend

-  Retroreflective white
-  Retroreflective yellow
-  Retroreflective blue
-  Black

### Notes

1. This sign may be used as part of a fatigue zone management plan to encourage drivers to exercise the mind. It should be installed at both the approach and the end of the targeted Fatigue Zone.
2. For typical sign layout see page 12.



**Queensland  
Government**

## INFORMATION SIGN

"FATIGUE ZONE"  
"TAKE A REST AND REFRESH"

Road Safety and Systems Management Division  
Road Safety Unit

APPROVED AS OFFICIAL TRAFFIC SIGN

03/08/10  
Date

TC1853\_1

Page 1 of 12

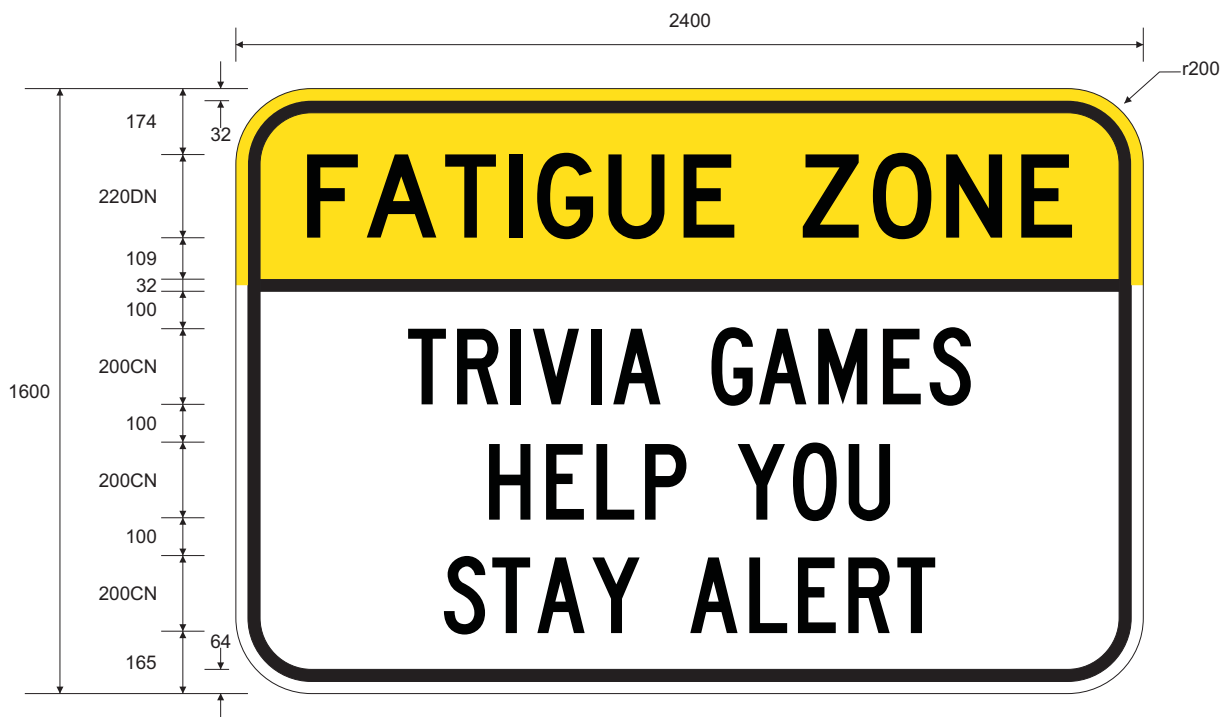
Designed  
TV 08/10

Checked  
DJ 08/10

Scale  
Not to Scale

  
PRINCIPAL ENGINEER  
(Traffic Engineering)

A ☐ ☐ ☐ ☐ ☐



#### Colour Legend

- Retroreflective white
- Retroreflective yellow
- Black

#### Notes

1. This sign may be used as part of a fatigue zone management plan to encourage drivers to exercise the mind. It should be installed prior to the group(s) of Fatigue Zone question and answer signs.
2. For typical signs layout see page 12.



**Queensland  
Government**

Road Safety and Systems Management Division  
Road Safety Unit

Designed  
TV 08/10

Checked  
DJ 08/10

Scale  
Not to Scale

## INFORMATION SIGN

"FATIGUE ZONE"  
"TRIVIA GAMES HELP YOU STAY ALERT"

APPROVED AS OFFICIAL TRAFFIC SIGN

*[Signature]*

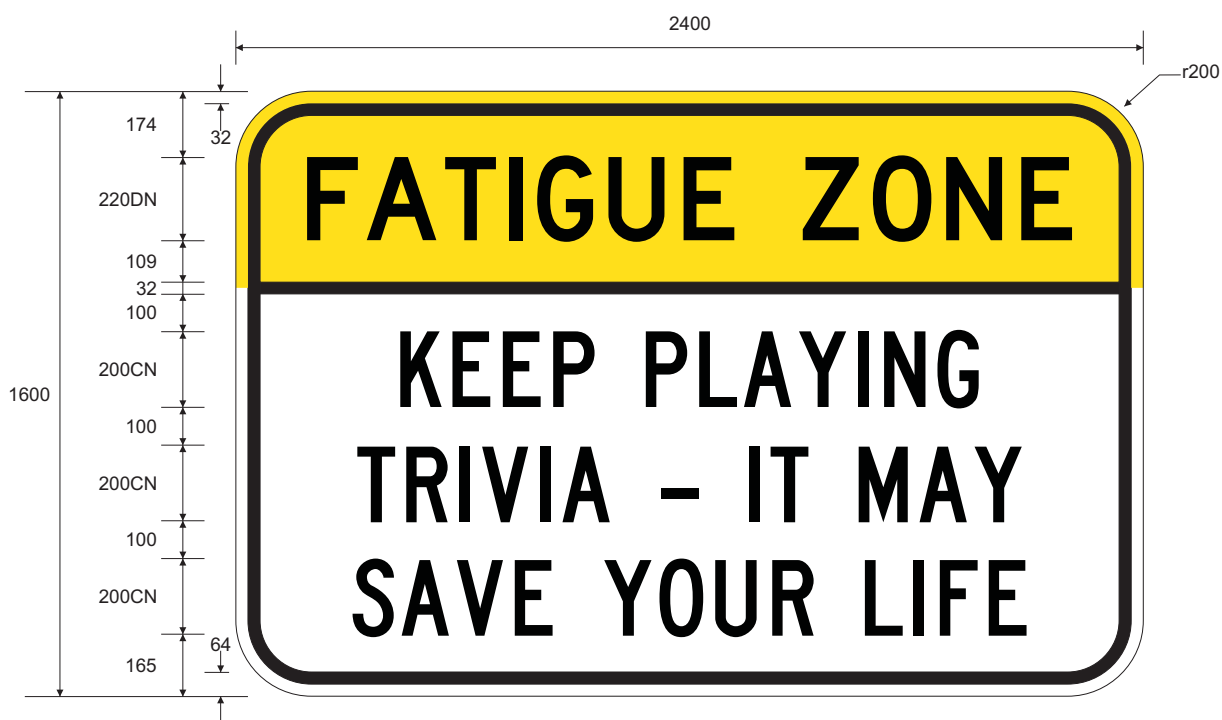
PRINCIPAL ENGINEER  
(Traffic Engineering)

03/08/10  
Date

TC1853\_2

Page 2 of 12

A



#### Colour Legend

- Retroreflective white
- Retroreflective yellow
- Black

#### Notes

1. This sign may be used as part of a fatigue zone management plan to encourage drivers to exercise the mind. It should be installed prior to the final "TAKE A REST AND REFRESH" sign.
2. For typical signs layout see page 12.



**Queensland  
Government**

## INFORMATION SIGN

"FATIGUE ZONE"

"KEEP PLAYING TRIVIA - IT MAY SAVE YOUR LIFE"

Road Safety and Systems Management Division  
Road Safety Unit

APPROVED AS OFFICIAL TRAFFIC SIGN

Designed  
TV 08/10

Checked  
DJ 08/10

Scale  
Not to Scale

  
PRINCIPAL ENGINEER  
(Traffic Engineering)

03/08/10  
Date

TC1853\_3

Page 3 of 12

A



### Colour Legend

- Retroreflective white
- Retroreflective yellow
- Black

### Notes

1. This sign may be used as part of a fatigue zone management plan to encourage drivers to exercise the mind.
2. \*Question mark to be Arial font.
3. For further questions see pages 6, 8 and 10.
4. For typical signs layout see page 12.



**Queensland  
Government**

## INFORMATION SIGN

"FATIGUE ZONE"  
"QUESTION 1"


Road Safety and Systems Management Division  
Road Safety Unit

APPROVED AS OFFICIAL TRAFFIC SIGN

Designed  
TV 08/10

Checked  
DJ 08/10

Scale  
Not to Scale

  
PRINCIPAL ENGINEER  
(Traffic Engineering)

03/08/10  
Date

TC1853\_4

Page 4 of 12

A



### Colour Legend

- Retroreflective white
- Retroreflective yellow
- Black

### Notes

1. This sign may be used as part of a fatigue zone management plan to encourage drivers to exercise the mind.
2. For further answers see pages 7, 9 and 11.
3. For typical signs layout see Page 12.



**Queensland  
Government**

## INFORMATION SIGN

"FATIGUE ZONE"  
"ANSWER 1"

Road Safety and Systems Management Division  
Road Safety Unit

APPROVED AS OFFICIAL TRAFFIC SIGN

Designed  
TV 08/10

Checked  
DJ 08/10

Scale  
Not to Scale

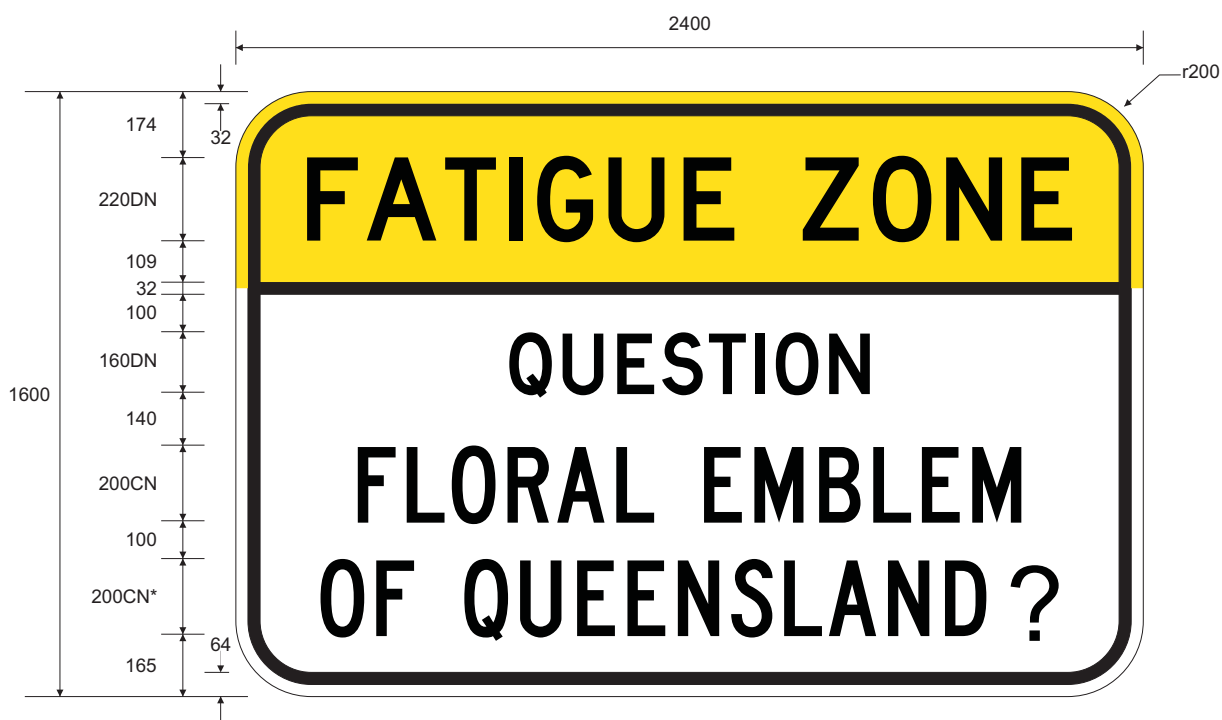
  
PRINCIPAL ENGINEER  
(Traffic Engineering)

03/08/10  
Date

TC1853\_5

Page 5 of 12

A



#### Colour Legend

- Retroreflective white
- Retroreflective yellow
- Black

#### Notes

1. This sign may be used as part of a fatigue zone management plan to encourage drivers to exercise the mind.
2. \*Question mark to be Arial font.
3. For further questions see pages 4, 8 and 10.
4. For typical signs layout see page 12.



**Queensland  
Government**

## INFORMATION SIGN

"FATIGUE ZONE"  
"QUESTION 2"


Road Safety and Systems Management Division  
Road Safety Unit

APPROVED AS OFFICIAL TRAFFIC SIGN

Designed  
TV 08/10

Checked  
DJ 08/10

Scale  
Not to Scale

  
PRINCIPAL ENGINEER  
(Traffic Engineering)

03/08/10  
Date

TC1853\_6

Page 6 of 12

A



#### Colour Legend

- Retroreflective white
- Retroreflective yellow
- Black

#### Notes

1. This sign may be used as part of a fatigue zone management plan to encourage drivers to exercise the mind.
2. For further answers see pages 5, 9 and 11.
3. For typical signs layout see Page 12.



**Queensland  
Government**

## INFORMATION SIGN

"FATIGUE ZONE"  
"ANSWER 2"

Road Safety and Systems Management Division  
Road Safety Unit

APPROVED AS OFFICIAL TRAFFIC SIGN

Designed  
TV 08/10

Checked  
DJ 08/10

Scale  
Not to Scale

  
PRINCIPAL ENGINEER  
(Traffic Engineering)

03/08/10  
Date

TC1853\_7

Page 7 of 12

A



### Colour Legend

	Retroreflective white
	Retroreflective yellow
	Black

### Notes

1. This sign may be used as part of a fatigue zone management plan to encourage drivers to exercise the mind.
2. \*Question mark to be Arial font.
3. For further questions see pages 4, 6 and 10.
4. For typical signs layout see page 12.



**Queensland  
Government**

## INFORMATION SIGN

"FATIGUE ZONE"  
"QUESTION 3"

Road Safety and Systems Management Division  
Road Safety Unit

APPROVED AS OFFICIAL TRAFFIC SIGN

Designed  
TV 08/10

Checked  
DJ 08/10

Scale  
Not to Scale

PRINCIPAL ENGINEER  
(Traffic Engineering)

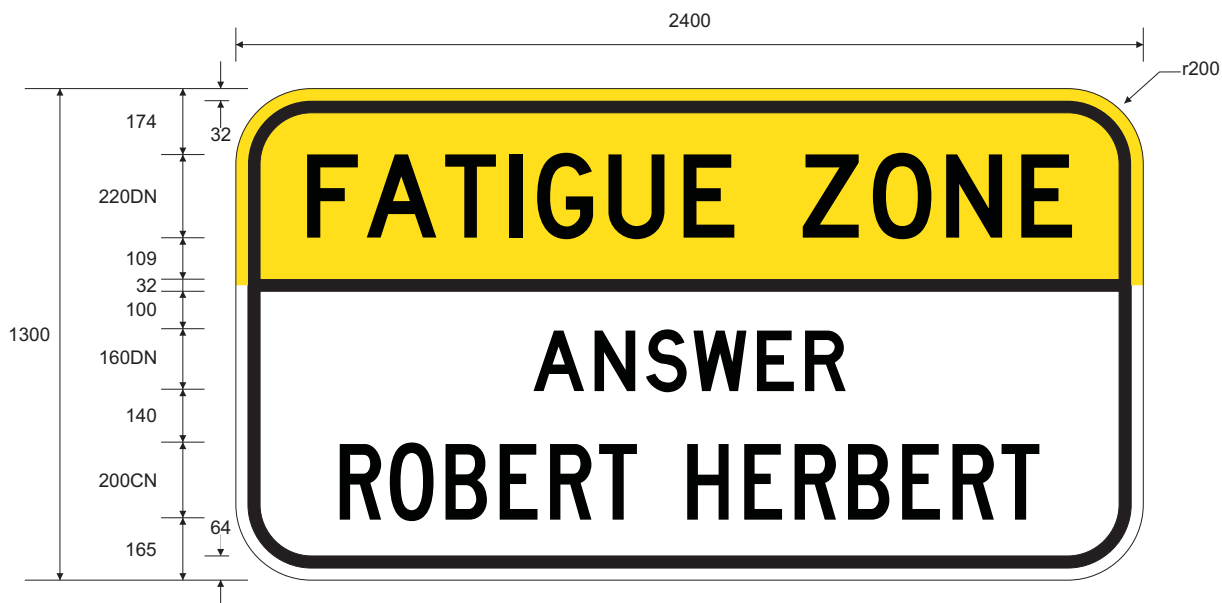
03/08/10  
Date

TC1853\_8

Page 8 of 12

A ☐ ☐ ☐ ☐ ☐





#### Colour Legend

- Retroreflective white
- Retroreflective yellow
- Black

#### Notes

1. This sign may be used as part of a fatigue zone management plan to encourage drivers to exercise the mind.
2. For further answers see pages 5, 7 and 11.
3. For typical signs layout see Page 12.



**Queensland  
Government**

## INFORMATION SIGN

"FATIGUE ZONE"  
"ANSWER 3"

Road Safety and Systems Management Division  
Road Safety Unit

APPROVED AS OFFICIAL TRAFFIC SIGN

Designed  
TV 08/10

Checked  
DJ 08/10

Scale  
Not to Scale

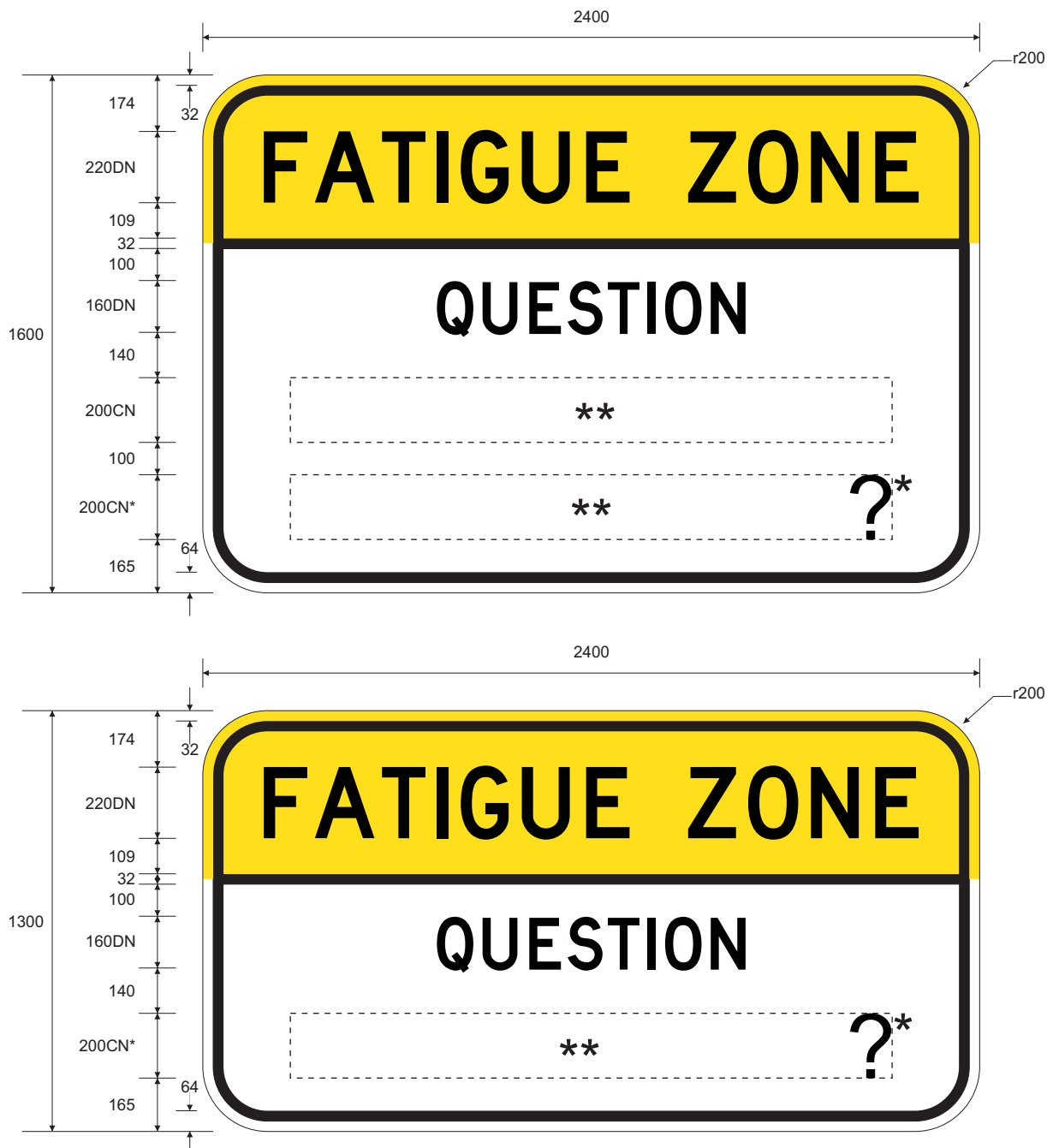
  
PRINCIPAL ENGINEER  
(Traffic Engineering)

03/08/10  
Date

TC1853\_9

Page 9 of 12

A



### Colour Legend

- Retroreflective white
- Retroreflective yellow
- Black

### Notes

1. This sign may be used as part of a fatigue zone management plan to encourage drivers to exercise the mind.
2. \*Question mark to be Arial font.
3. \*\*Insert appropriate question utilising the one or two line option. For set questions see pages 4,6,and 8.
4. For typical signs layout see Page 12.



**Queensland  
Government**

## INFORMATION SIGN

"FATIGUE ZONE"  
"QUESTION OPTIONS"


Road Safety and Systems Management Division  
Road Safety Unit

APPROVED AS OFFICIAL TRAFFIC SIGN

Designed  
TV 08/10

Checked  
DJ 08/10

Scale  
Not to Scale

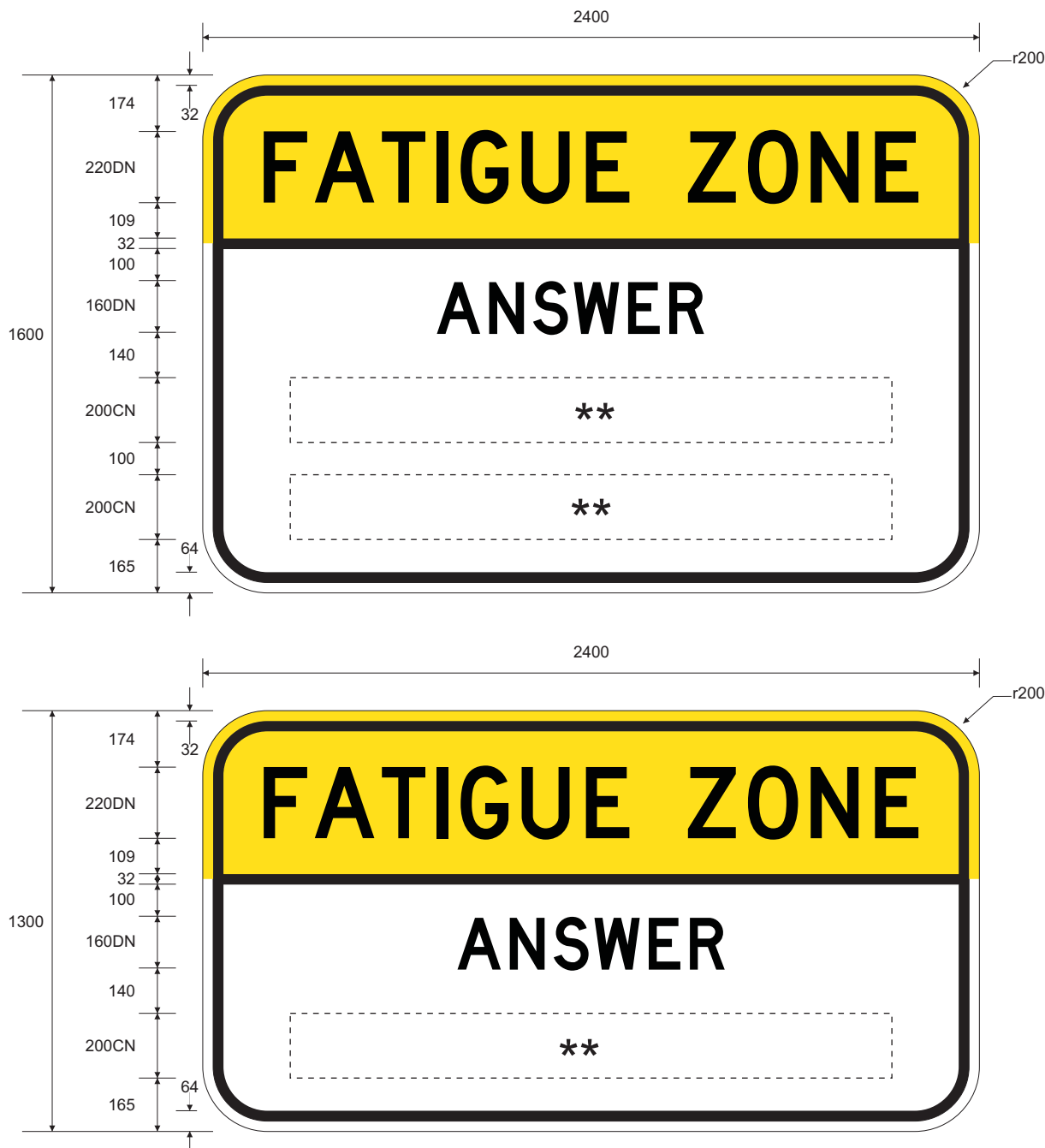
  
PRINCIPAL ENGINEER  
(Traffic Engineering)

03/08/10  
Date

TC1853\_10

Page 10 of 12

A



#### Colour Legend

- Retroreflective white
- Retroreflective yellow
- Black

#### Notes

1. This sign may be used as part of a fatigue zone management plan to encourage drivers to exercise the mind.
2. \*\*Insert appropriate answer utilising the one or two line option. For set answers see pages 5,7,and 9.
3. For typical signs layout see Page 12.



**Queensland  
Government**

## INFORMATION SIGN

"FATIGUE ZONE"  
"ANSWER OPTIONS"

Road Safety and Systems Management Division  
Road Safety Unit

APPROVED AS OFFICIAL TRAFFIC SIGN

03/08/10  
Date

TC1853\_11

Page 11 of 12

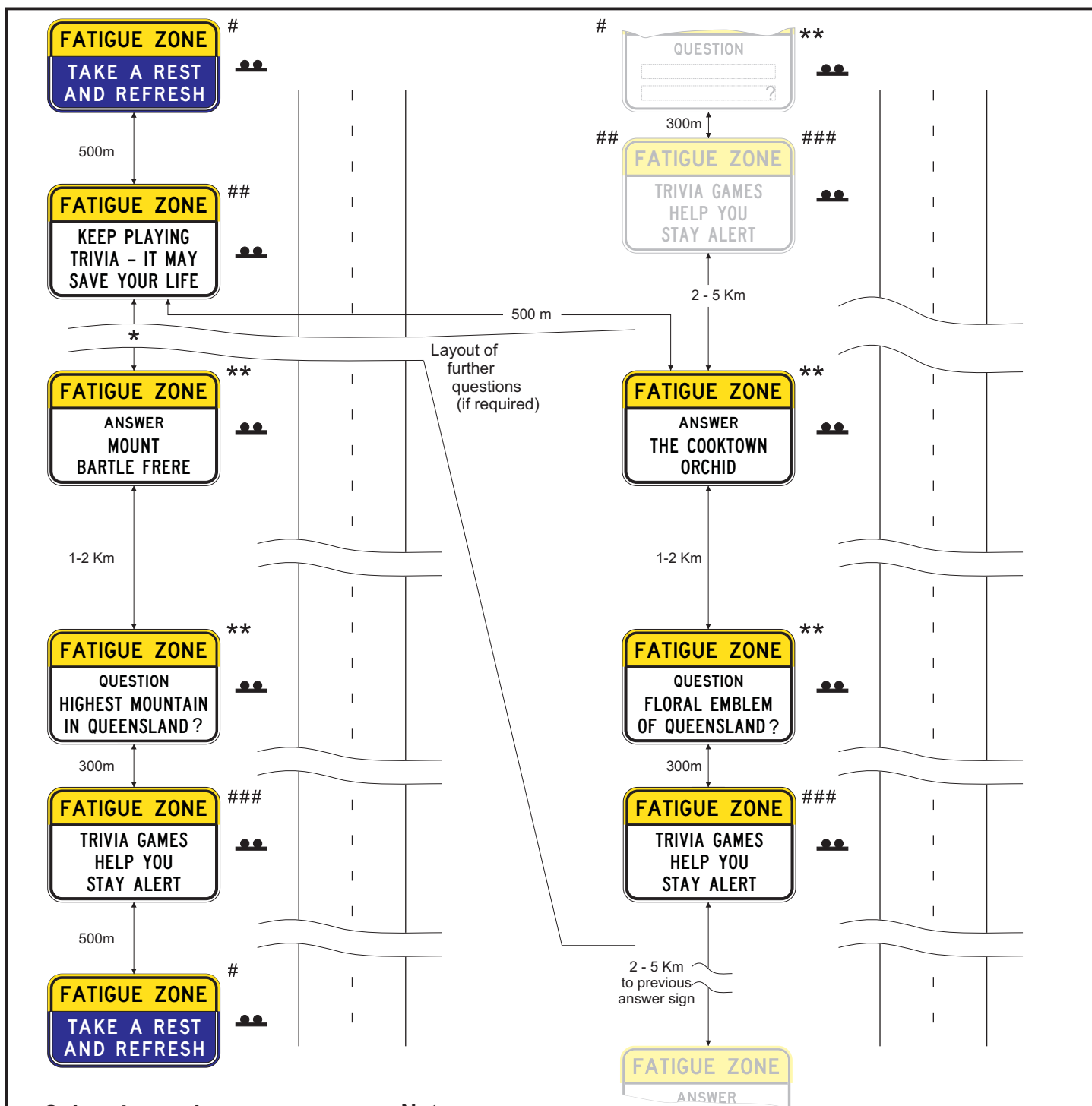
Designed  
TV 08/10

Checked  
DJ 08/10

Scale  
Not to Scale

  
PRINCIPAL ENGINEER  
(Traffic Engineering)

A ☐ ☐ ☐ ☐ ☐



### Colour Legend

	Retroreflective white
	Retroreflective yellow
	Retroreflective blue
	Black

### Notes

1. This is a typical layout for the management of Fatigue zone signs
2. \* Is 500 m from an "ANSWER" sign to a KEEP PLAYING TRIVIA .. " sign but increases to 2 - 5 Km from an "ANSWER" sign to a "TRIVIA GAMES HELP YOU STAY ALERT" sign which is used in advanced of another set of Q & A's.
3. \*\*Insert appropriate questions and answers. See pages 4 to 9 for set Q & A details or pages 10 & 11 for user defined Q & A option details.
4. # Designates the sign used at the beginning and end of the Fatigue Zone.
5. ## Designates the second last sign to be used in the Fatigue Zone.
6. ### Designates the sign installed previous to all question signs.



**Queensland  
Government**

## INFORMATION SIGN "FATIGUE ZONE" TYPICAL SIGN LAYOUT

Road Safety and Systems Management Division  
Road Safety Unit

APPROVED AS OFFICIAL TRAFFIC SIGN

Designed  
TV 08/10

Checked  
DJ 08/10

Scale  
Not to Scale

PRINCIPAL ENGINEER  
(Traffic Engineering)

03/08/10  
Date

TC1853\_12

Page 12 of 12

A ☐ ☐ ☐ ☐